

**START YOUR
POWER
AUTOMATE
CAREER TODAY!!**

CREDO SYSTEMZ
**Power
Automate
Program**

Capstone Projects :

Real Time Power Automate Training Projects



Automated Employee Onboarding Process

Create a flow that automates onboarding tasks like account creation, sending welcome emails, and assigning tasks when HR submits a form.



Auto Document Generation from Templates

Set up a flow that fills out Word templates with SharePoint list data and generates PDF documents automatically for download or sharing.



Auto File Organizer in OneDrive or SharePoint

Develop a flow that automatically moves uploaded files into specific folders based on file type or metadata, ensuring organized storage.



Daily Task Reminder via Outlook or Teams

Create a scheduled flow that sends daily task reminders from Microsoft To-Do or Planner to users through Outlook or Microsoft Teams.



Generate PDF Invoices from Excel

Build a flow that reads client data from Excel, creates a PDF invoice using a template, saves it to OneDrive, and sends it via email.



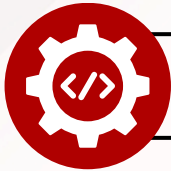
Email Notification for New SharePoint Entries

Set up a flow that triggers when a new item is added to a SharePoint list and sends a detailed email notification to selected team members.



Power Automate

Opportunities & Demand



**Power Automate
Developer**



**Power Automate
Engineer**



**Power Automate
Developer (PAD, Cloud)**



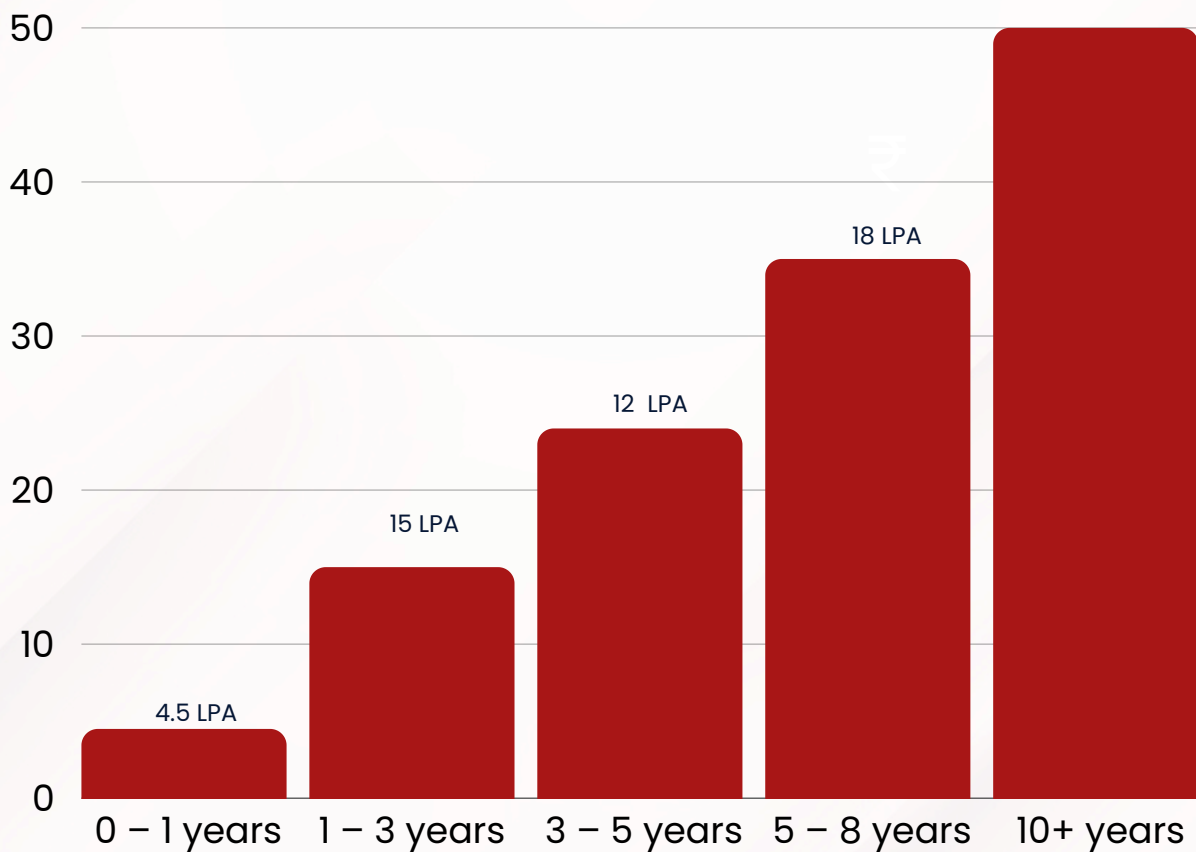
**Power Automate
Architect**



**Power Automate
Specialist**



**Power Automate
Desktop Support**



POWER AUTOMATE COURSE SYLLABUS

Duration : 40 hrs

● **Section 1 : Introduction to Power Automate**

- Microsoft Power Automate-Basic Information
- Highlights of Power Automation.
- Effective methods to get Power Automate
- How to Set up Power Automate in Office 365
- What is a Flow
- Environment Setup

● **Section 2 : Initiate with Power Automate**

- Exploring Power Flow Interface
- Creating Power Flow
- Navigating in Power Automate
- Editing a Power Automate
- Publish and trigger a Power Automate
- Turn off or delete a Power Automate

● **Section 3 : Creating the Workflows**

- Learn how to create a flow that automatically saves email attachments
- Create a button flow to send yourself a reminder
- Create a flow that sends you notifications and texts
- Copy files with flows
- Create a flow that posts tweets
- Create team flows

● **Section 4 : Types of Automate**

- Automated Flow
- Instant Flow
- Scheduled Flow
- UI Flow
- Business Process Flow

● Section 5 : Troubleshoot flows

- Identify the error
- Authentication failures
- Data usage issues
- Configuration issues

● Section 6 : Making Flow Using Template

- Creating Flow using Templates
- Understanding flow template
- Flow Details
- Flow pages, Flow Diagrams
- Creating Automated Flow from a Template

● Section 7 : Flows as Blank

- Creating Flow from scratch and flow Triggers
- Flow Actions
- Understanding Dynamic Concepts
- Testing your Flow

● Section 8 : Understanding Expression, Logics

- Expression testing
- Adding single and multiple actions
- Looping, Condition
- Expression
- Variables
- Schedule Flow
- Using Different inputs
- Triggering Power Apps applications

● Section 9 : Built-In Functions

- Setting Expression
- String Function – Concatenate, Substring, Index of, Split, etc.,
- Collection functions
- Date Time function

● **Section 10 : Conditions and Looping**

- Setting Expression
- String Function – Concatenate, Substring, Index of, Split, etc.,
- Collection functions
- Date Time function

● **Section 11 : Conditions and Looping**

- Variables
- If statements
- Logical Comparison operators
- Other expression functions

● **Section 12 : Business Process Flow**

- Creating Business Process Flow (BPF)

● **Section 13 : Connectors – Integration**

- Assessment of different connectors
- Connectors both standard and premium
- Integrating web services
- Data on-premises can be used with Flow

● **Section 14 : Utilizing Data**

- Using Entities
- Connecting
- Gateway
- Accessing SharePoint Data

● **Section 15 : Flow with Power Apps**

- Learn how to use Power Apps
- Automating using Power Apps Modules

● **Section 16 : Power Automate Framework**

- What is the importance of a framework
- How to build the framework
- How to implement the projects into the framework

● **Section 17 : Using the AI Builder**

- Explore AI Builder usage in Power Automate
- Use AI Builder actions in Power Automate.
- Discover advanced AI Builder usage
- Build a Power Automate flow to route an invoice to a Teams channel
- Use Power Automate and your AI model to automate the invoice approval process
- Build a UI flow to automate data entry into a legacy application
- Some real-life examples
- A real-life project using flow.

● **Section 18 : Automation Areas**

- Web Automation
- Email Automation
- API Automation
- Excel Automation
- Desktop Automation
- Database Automation

● **Section 19 : Exception/Error Handling**

- What are exceptions/errors
- Types of errors/exceptions
- How to handle exceptions

● **Section 20 : Flow Optimization Best Practices**

- Parallel branches vs. sequential flows
- Avoiding infinite loops and unnecessary triggers
- Managing flow limits and performance

SKILLS AND TOOLS

Tools Covered

AI Builder



Dataverse
Connector



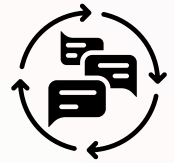
Power
Automate



Webhooks



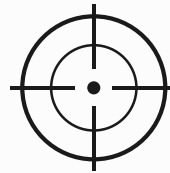
Looping



Grouping



Scope



Skills Covered

Workflow



Error Handling



Approval Flows



Trigger
Configuration



Security &
Governance



Integration



Conditional
Logic



Earn your Power Automate Course Completion Certificate

Credo Systemz's certificate is highly recognized by
30K Global companies around the world.



WHAT OUR **TRAINEE** SAYS?



Santhosh

4.7 ★★★★★

My return for further training on the trending tool Power BI is due to the trainer's extensive knowledge, the admin team's regular updates and support, and their prompt attention to placements.



Anitha

4.2 ★★★★★

I joined Credo Systemz Power automate training using expert support based on positive reviews. This Power automate Course in Chennai provides industrial training with a lot of practicals. The trainers are skilled professionals from the field.
Thank you Credo Systemz.



Prakash Jain

5.0 ★★★★★

I completed powerbi training from credo Systemz, Velachery. The training provided has been excellent and from a real-time perspective. I would recommend anyone looking for powerbi training.



Saindhavi

4.9 ★★★★★

Very good institution, I have completed my power Bi course with Credo systemz and our Mentor was extremely good and supportive it was very great session throughout the course!!!



Karthik

4.0 ★★★★★

Credo Systemz Power automate certification training aims at gaining the Power automate skills. This Power automate Course provides Real world training with hands-on practicals.
Thanks to Credo Systemz Team



Anjali Ravi

4.5 ★★★★★


Recently I was completed my PowerBI course in credo Systemz via Online. it was good experience and sessions were more practical and easy.



CHENNAI


VELACHERY

New # 30, Old # 16A, Third Main Road, Rajalakshmi Nagar, Velachery, (Opp. to Murugan Kalyana Mandapam), Chennai – 600 042.

 +91 98844 12301

OMR

Plot No.8, Vinayaga Avenue, Rajiv Gandhi Salai, (OMR), Okkiampettai, (Behind Okkiyampet Bus Stop) Chennai – 600 097.

 +91 96001 12302

OVERSEAS

USA

Houchin Drive, Franklin, TN -37064. Tennessee

UAE

Sima Electronic Building, LLH Opposite, Electra Street – Abu Dhabi